

## Formalization of DFA using lattices

---

## Recall worklist algorithm

---

```
let m: map from edge to computed value at edge
let worklist: work list of nodes

for each edge e in CFG do
  m(e) := {}

for each node n do
  worklist.add(n)

while (worklist.empty.not) do
  let n := worklist.remove_any;
  let info_in := m(n.incoming_edges);
  let info_out := F(n, info_in);
  for i := 0 .. info_out.length do
    let new_info := m(n.outgoing_edges[i]) U
                    info_out[i];
    if (m(n.outgoing_edges[i]) != new_info)
      m(n.outgoing_edges[i]) := new_info;
      worklist.add(n.outgoing_edges[i].dst);
```

## Using lattices

---

- We formalize our domain with a powerset lattice
- What should be top and what should be bottom?

## Using lattices

---

- We formalize our domain with a powerset lattice
- What should be top and what should be bottom?
- Does it matter?
  - It matters because, as we've seen, there is a notion of approximation, and this notion shows up in the lattice

## Using lattices

---

- Unfortunately:
  - dataflow analysis community has picked one direction
  - abstract interpretation community has picked the other
- We will work with the abstract interpretation direction
- Bottom is the most precise (optimistic) answer, Top the most imprecise (conservative)

## Direction of lattice

---

- Always safe to go up in the lattice
- Can always set the result to  $\top$
- Hard to go down in the lattice
- Bottom will be the empty set in reaching defs

## Worklist algorithm using lattices

```
let m: map from edge to computed value at edge
let worklist: work list of nodes

for each edge e in CFG do
  m(e) := ⊥

for each node n do
  worklist.add(n)

while (worklist.empty.not) do
  let n := worklist.remove_any;
  let info_in := m(n.incoming_edges);
  let info_out := F(n, info_in);
  for i := 0 .. info_out.length do
    let new_info := m(n.outgoing_edges[i]) ⊔
                  info_out[i];
    if (m(n.outgoing_edges[i]) ≠ new_info)
      m(n.outgoing_edges[i]) := new_info;
      worklist.add(n.outgoing_edges[i].dst);
```

## Termination of this algorithm?

- For reaching definitions, it terminates...
- Why?
  - lattice is finite
- Can we loosen this requirement?
  - Yes, we only require the lattice to have a finite height
- Height of a lattice: length of the longest ascending or descending chain
- Height of lattice ( $2^S, \subseteq$ ) =

## Termination of this algorithm?

- For reaching definitions, it terminates...
- Why?
  - lattice is finite
- Can we loosen this requirement?
  - Yes, we only require the lattice to have a finite height
- Height of a lattice: length of the longest ascending or descending chain
- Height of lattice ( $2^S, \subseteq$ ) =  $|S|$

## Termination

- Still, it's annoying to have to perform a join in the worklist algorithm

```
while (worklist.empty.not) do
  let n := worklist.remove_any;
  let info_in := m(n.incoming_edges);
  let info_out := F(n, info_in);
  for i := 0 .. info_out.length do
    let new_info := m(n.outgoing_edges[i]) ⊔
                  info_out[i];
    if (m(n.outgoing_edges[i]) ≠ new_info)
      m(n.outgoing_edges[i]) := new_info;
      worklist.add(n.outgoing_edges[i].dst);
```

- It would be nice to get rid of it, if there is a property of the flow functions that would allow us to do so

## Even more formal

- To reason more formally about termination and precision, we re-express our worklist algorithm mathematically
- We will use fixed points to formalize our algorithm

## Fixed points

- Recall, we are computing  $m$ , a map from edges to dataflow information
- Define a global flow function  $F$  as follows:  $F$  takes a map  $m$  as a parameter and returns a new map  $m'$ , in which individual local flow functions have been applied

## Fixed points

- We want to find a fixed point of  $F$ , that is to say a map  $m$  such that  $m = F(m)$
- Approach to doing this?
- Define  $\tilde{\perp}$ , which is  $\perp$  lifted to be a map:  
 $\tilde{\perp} = \lambda e. \perp$
- Compute  $F(\tilde{\perp})$ , then  $F(F(\tilde{\perp}))$ , then  $F(F(F(\tilde{\perp})))$ , ... until the result doesn't change anymore

## Fixed points

- Formally:  
$$\text{Soln} = \bigsqcup_{i=0}^{\infty} F^i(\tilde{\perp})$$
- Outer join has same role here as in worklist algorithm: guarantee that results keep increasing
- BUT: if the sequence  $F^i(\tilde{\perp})$  for  $i = 0, 1, 2 \dots$  is increasing, we can get rid of the outer join!
- How? Require that  $F$  be monotonic:  
–  $\forall a, b. a \sqsubseteq b \Rightarrow F(a) \sqsubseteq F(b)$

## Fixed points

## Fixed points

$$\begin{array}{l} \tilde{\perp} \sqsubseteq F(\tilde{\perp}) \\ F(\tilde{\perp}) \sqsubseteq F(F(\tilde{\perp})) \\ F^k(\tilde{\perp}) \sqsubseteq F^{k+1}(\tilde{\perp}) \\ F^{k+1}(\tilde{\perp}) \sqsubseteq F^{k+2}(\tilde{\perp}) \end{array}$$

## Back to termination

- So if  $F$  is monotonic, we have what we want: finite height  $\Rightarrow$  termination, without the outer join
- Also, if the local flow functions are monotonic, then global flow function  $F$  is monotonic

## Another benefit of monotonicity

- Suppose Marsians came to earth, and miraculously give you a fixed point of  $F$ , call it  $fp$ .
- Then:

## Another benefit of monotonicity

- Suppose Marsians came to earth, and miraculously give you a fixed point of  $F$ , call it  $fp$ .
- Then:

$$\begin{aligned} \tilde{I} &\subseteq \wp \\ F(\tilde{I}) &\subseteq F(\wp) \\ F(\tilde{I}) &\subseteq \wp \\ F^2(\tilde{I}) &\subseteq \wp \\ &\vdots \\ \text{obp} &\subseteq \wp \end{aligned}$$

## Another benefit of monotonicity

- We are computing the least fixed point...

## Recap

- Let's do a recap of what we've seen so far
- Started with worklist algorithm for reaching definitions

## Worklist algorithm for reaching defs

```
let m: map from edge to computed value at edge
let worklist: work list of nodes

for each edge e in CFG do
  m(e) :=  $\emptyset$ 

for each node n do
  worklist.add(n)

while (worklist.empty.not) do
  let n := worklist.remove_any;
  let info_in := m(n.incoming_edges);
  let info_out := F(n, info_in);
  for i := 0 .. info_out.length do
    let new_info := m(n.outgoing_edges[i]) U
                    info_out[i];
    if (m(n.outgoing_edges[i])  $\neq$  new_info)
      m(n.outgoing_edges[i]) := new_info;
      worklist.add(n.outgoing_edges[i].dst);
```

## Generalized algorithm using lattices

```
let m: map from edge to computed value at edge
let worklist: work list of nodes

for each edge e in CFG do
  m(e) :=  $\perp$ 

for each node n do
  worklist.add(n)

while (worklist.empty.not) do
  let n := worklist.remove_any;
  let info_in := m(n.incoming_edges);
  let info_out := F(n, info_in);
  for i := 0 .. info_out.length do
    let new_info := m(n.outgoing_edges[i]) U
                    info_out[i];
    if (m(n.outgoing_edges[i])  $\neq$  new_info)
      m(n.outgoing_edges[i]) := new_info;
      worklist.add(n.outgoing_edges[i].dst);
```

## Next step: removed outer join

- Wanted to remove the outer join, while still providing termination guarantee
- To do this, we re-expressed our algorithm more formally
- We first defined a “global” flow function  $F$ , and then expressed our algorithm as a fixed point computation

## Guarantees

- If  $F$  is monotonic, don't need outer join
- If  $F$  is monotonic and height of lattice is finite: iterative algorithm terminates
- If  $F$  is monotonic, the fixed point we find is the least fixed point.

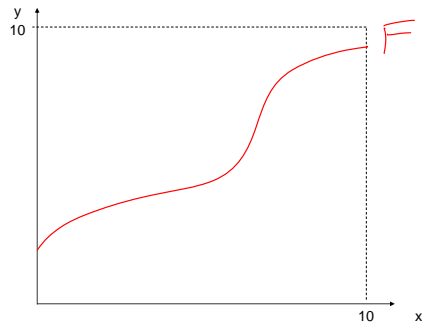
## What about if we start at top?

- What if we start with  $\tilde{T}: F(\tilde{T}), F(F(\tilde{T})), F(F(F(\tilde{T})))$

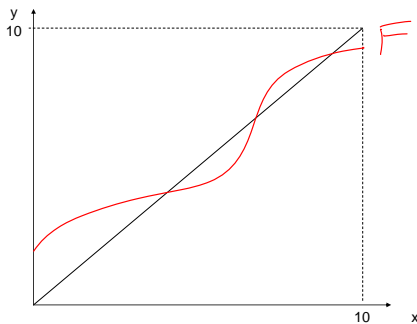
## What about if we start at top?

- What if we start with  $\tilde{T}: F(\tilde{T}), F(F(\tilde{T})), F(F(F(\tilde{T})))$
- We get the greatest fixed point
- Why do we prefer the least fixed point?
  - More precise

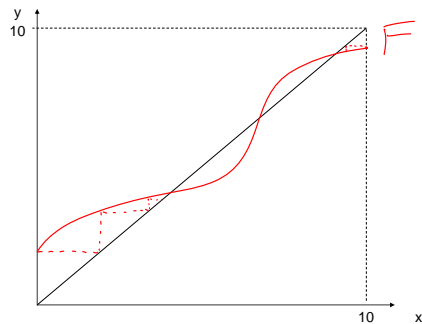
## Graphically



## Graphically



## Graphically



Graphically, another way